





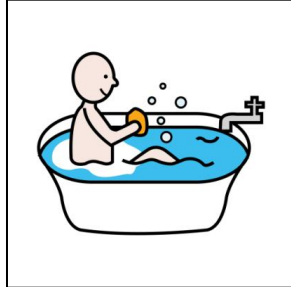


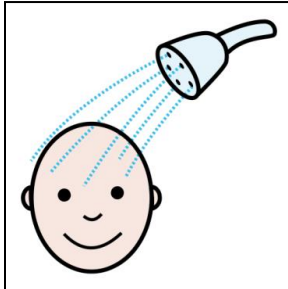

ANEXO: MATERIAL IMPRIMIBLE (OPCIONAL)

- TABLAS DE RUTINAS (ELIGE LA QUE PREFIERAS)

TABLA 1.

PARA ORGANIZAR ESTA TABLA, DEBERÁ:

- EN CADA ESPACIO COLOR AMARILLO, ESCRIBIR EL HORARIO DE LA ACTIVIDAD.
- EN CADA ESPACIO COLOR BLANCO, PEGAR EL DIBUJO IMPRIMIBLE DE LA ACTIVIDAD CORRESPONDIENTE (ANEXADOS).
- EN CADA ESPACIO COLOR VERDE, ESCRIBIR EL NOMBRE DE LA ACTIVIDAD ELEGIDA.





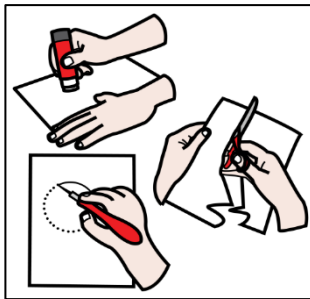








TABLA 2.

Cuadro de Incentivos para motivar a los niños

	LUNES	MARTES	MIÉRCOLES	JUEVES	VIERNES	SÁBADO	DOMINGO
OBJETIVOS							

TABLA 3.

Cuadro de incentivos para motivar a los niños

	Lunes	Martes	Miércoles	Jueves	Viernes	Sábado	Domingo
Objetivos							